

# The Goby

San Diego Underwater Photographic Society

Volume 49 Issue 10

Established 1961 - <http://www.sdups.com>

October - 2010



SDUPS Members - Election of next year's officers and directors is an important time for the club. We need active members to step up and volunteer for these positions to help the club run smoothly.

According to the by-laws of SDUPS, these positions are the elected ones. The only qualification is for President. A nominated president must have held an officer position in some year.

Elected officers include, President, Vice-President, Secretary/Historian, Treasurer, and Activities Director. There are also (3) directors. If the president is not elected again, he or she takes one of the directorship positions.

The positions of webmaster, newsletter editor, Dive Trip coordinator, and Council of Divers Representative are by appointment. Even though these positions are not considered officers or directors, they are very important. .

At the October 2010 meeting, the master of ceremonies will be asking for nominees for these positions. Please consider volunteering. The club needs your help. It is very important that you take these positions seriously and not think that someone else will volunteer to fill the position. Elections will then take place at the November 2010 general meeting. The officers/directors will take office on January 1st, 2011.

Also, don't forget that all paid memberships expire on December 31st, 2010. The membership director will be accepting your renewal checks anytime from now (2010) to until April of 2011. Any membership check received will be considered full payment for the membership year of 2011. So, get those checks in as soon as you can.

In September at the beach picnic, we had a photo beach contest. I hope we will see who won at the next meeting. Shooting images in the canyon can be quite challenging. The local underwater photographer is usually faced with low visibility, cold u/w temperatures, and surge. But, the modern digital camera system seems to shoot through these conditions and come up with amazing images. Over the summer, we had un-described species of nudibranchs make mass migrations, deep water branks come up to recreational limits, blue water critters such as the ocean sunfish and fried-egg jellies come and visit the canyon divers. I have seen thousands of coon-stripe shrimps in the grasses, the mass mating of the giant dendronotus, and northern California species of rockfish make their special appearances. It has been fun to photograph and observe this species. **Herb Gruenhagen** - President

## SDUPS September 23rd General Membership meeting

Well summer is almost over, you wouldn't know it by the heat wave we had recently. We had a pretty good crowd at the September meeting. Our evening started off as usual with a great Prelude Slide Show put together by **Brett Tischler** with image contributions from many club members.

Our President **Herb Gruenhagen** introduced a few guests and made some upcoming event announcements. It wasn't long before we were lead right into the first presentation for the evening by **Bob Pooley**. **Bob** & his wife **Teresa** had made a trip to Indonesia and the Kasawari Resort in Sulawesi. They were diving the Lembeh Straits, which has become to be know as the "Critic Capital of the World". **Bob** had great praise for the resort including the staff, food and diving. This backs up what others have said about Kasawari. He said that he used both a 100mm & 60mm macro lenses on his Canon for almost all the images he took. **Bob** added to his presentation with a great slide show showing both topside pictures of the resort along with great underwater images of some beautiful & weird creatures. Thanks **Bob** for your talk, it was appreciated.



Thresher Sharks are beautiful animals which many of use don't get to see. **Bob Yin** presented a great video taken by his close friend **Marissa Floirendo**. The filmed showed a giant bait ball of sardines with a couple of Thresher Sharks wiping through the

(Continued on page 5)

## Internet Corner - Mike Poirier - POSTER IT!



Ever thought of turning your favorite image into a large poster. I came across a company called Short Run Posters. For \$2.00 they will make you an 18 x 24 inch poster. This compares to CostCo at \$5.99 for a 16 x 20 or 8.99 for a 20 x 30. Only thing is that the shipping is a flat rate of \$10 no matter how many you have printed. Is it a deal? Depends on what you are doing. Check out the web-site, it may be something you can use.

[shortrunposters.com](http://shortrunposters.com)

## CALENDAR

**October 28th** - 7:00pm SDUPS Meeting  
Summer Hall:  
**Competition Subject: "Black & White"**

**November 6th** - **BACK** to Standard Time

**November 18th** SDUPS MEETING EARLY because of Thanksgiving.

**December 11th** - Annual Holiday Awards Party. More info next month.

# September Competition - "Symbiotic"

**Mike Poirier** - 1st Place Advanced



**Bob Yin** - 2nd Place Advanced



**Herb Gruenhagen** - 3rd Place Advanced



**Dick Gamble** - 3rd Place Advanced



**Brett Fleischer** - 1st Place Amateur



**Bill Ring** - 2nd Place Amateur



# September Competition - "Symbiotic"

**Matt Meier - 2nd Place Amateur**



**Dave Rudie - 2nd Place Amateur**



**Allison Vitsky - 3rd Place Amateur**




**Bill Kloetzer- 1st Place Novice**



**Kristin Carner - 2nd Place Novice**



**Bob Pooley - 2nd Place Novice**



## September Video Competition

1st Place - Pete Fowler

2nd Place - Cindy Liphay

3rd Place - Herb Gruenhagen

**Teresa Pooley - 3rd Place Novice**




*"A Night Dive at La Jolla Shores"*

by **David Andrews**

May 26th 2010

My dive buddy Ken and I got into the water at about 7:30 pm. The surf was running about one to two feet and the visibility was anywhere from two to eighteen feet with thick haze in the shallows. We kicked out across the choppy surface and dropped down to 30'. The visibility was best after 45'. Ken found a baby horn shark out along the main wall. After returning from ten days of diving Hawaii, the 47 degree water below the thermocline felt especially cold to me. We ran into other diving friends Merrienne and Kathy B. out over the point. In the shallows, the visibility was between two and three feet which certainly makes it easy to lose your buddy if you are not careful. Ken nearly collided with a good sized sheep crab on the way in. He showed it to me and I took a picture of it. The sheep crab then started coming my way (to do battle with claws waving). I found this unusual as my strobe lights are very bright. It was a nice night dive at "The Shores".



**DIVE REPORT**

(Continued from page 1)

bait ball using their tails to stun fish and gobble them down. The movie was filmed in the Philippines where certain times of the year, this type of shark makes an appearance. Thank you **Bob** for sharing this with the club.

Our technical talk for the evening was given by **Brett Tischler** and was all about the ins and outs of White Balance. The lecture was a little technical for me to relate here but was presented in a way that even a newbie like me could understand somewhat. **Brett** talked about color temperatures, strobe color temps, and other aspects that effect shooting underwater. One of the tips he gave was that if your camera system supports RAW, use it. Computer programs made for manipulating images can really do a lot for white balance. **Brett** had "Lightroom" on his computer to show us examples of what it can do with RAW images. He also gave tips for setting white balance if you shoot with jpg. It's presentations like this that help us all become better U/W photographers. Thanks **Brett**.

Before the monthly competition, **Matt Meier** us up for some image/photo critique. **Matt** used a great approach by showing the before and after. He used a few different techniques such as cropping, and PhotoShop tricks to improve images. **Matt** was sure to say that everyone sees an image differently and may critique it differently. Thanks for your help **Matt**.

After the Competition, see pages 2 & 3, the meeting was adjourned.



Chief Cook & Picnic Planner  
Dave Hinkle



Bache Ball anyone?

The Tischlers gearing up.....



Brett explains how it works...




Cindy's video gear on Viagra



Steve Gardner  
Dives The Shores

It was a beautiful day down at La Jolla Shores. Around 30 to 35 members enjoyed a full day of great food, shop talk, camaraderie, sunny San Diego weather, and even some diving if you wanted to brave the cold water. You know these local divers, if there's water, there's diving. Many members entered the photo shootout. The winners of the contest will be announced and shown at the October meeting. We were told that the Leopard Sharks were in close. It was a fun time to all those who attended whether you got wet or not. For sure nobody went home hungry.

**Dave Hinkle** put in a lot of work to plan and carry out this event. It was very much appreciated by all members who participated. The thought was going around that we'll try to do the same thing next year. I hope it happens as it was a good time. Thank you **Dave** for your time and effort.



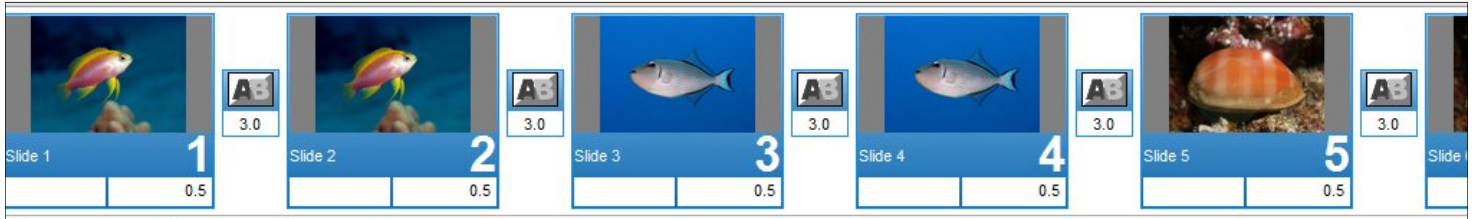
Another cook - Dave Caudle

## Digital Darkroom - Mike Poirier

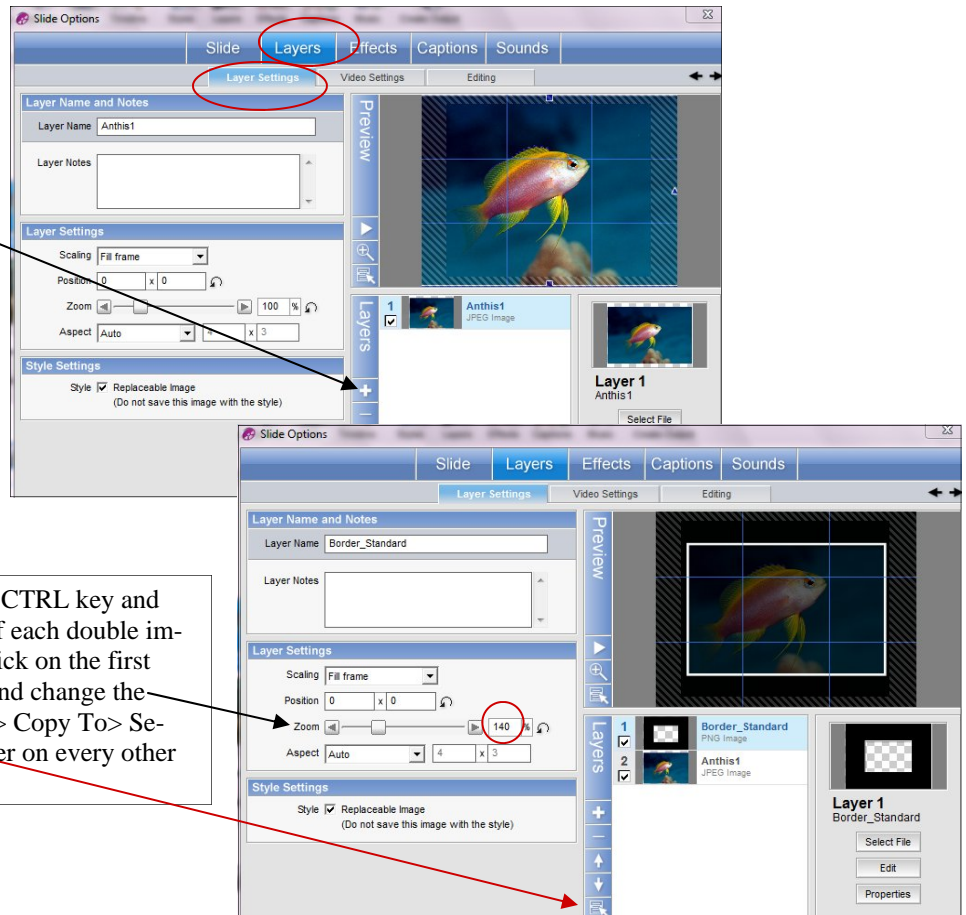
ProShow has dozens of different transitions. But do you know the difference between a “wipe” and a “push” transition? Let me put together a short show to illustrate the difference. We will also learn a few keyboard shortcuts. (Using ProShow V4.0)

Definitions: A **Wipe Transition** is where one slide moves on top of another. A **Push Transition** is where one slide pushes the other slide off the screen.

**STEP 1** - In ProShow, drag & drop 5 images onto the timeline. Now we want to duplicate each slide. Click on the first slide and do a CTRL C. Then do a CTRL V. Pretty neat huh! Go to the next slides and do the same thing. Next we want to change the slide time on all the slides. Select one of the slides and hit CTRL A. Change the time on that slide to .5 seconds and it changes the time on all slides.




**STEP 2** - Double click on the first slide. In the Slide Options box, click on the Layers Tab > Layer Settings. Click on the + (plus) in the layers section. Click on Add from Media Source. This should take you to where the Built-In Content for ProShow Gold is stored. Click on Open > Borders > and open the Border\_Standard.pgn file. Click OK.



**STEP 3** - Select the first slide - Hold down the CTRL key and select every other slide (this would be the 1st of each double image). With the CTRL key held down, double click on the first slide. Make sure the Border layer is selected and change the zoom to 140%. Click on the Layer Menu Icon > Copy To > Selected Slides. Click Ok. Now you have a border on every other

**STEP 4** - Now to play with the Transitions. Click the transition between the first two similar slides. Pick a Wipe Transition. Remember a Wipe moves the next slide over the first one. You'll see the difference when we add a Push Transition. Now click on the Transition after the second slide and select a Push Transition. The trick to remember in this project is: a Wipe between similar images - a Push between different images. In ProShow there are more wipes than other Transitions. The Push Transitions are color coded brown. There is also a Transition called a Slide. Play around with transitions until you get the effect you want.



## Monthly Meetings

Usually the fourth Thursday of each month  
7:00pm  
(No meeting in December)

**Sumner Auditorium**  
**Scripps Institute of Oceanography**  
**8602 La Jolla Shores Drive**  
**La Jolla, CA 92037**

For more information

check the SDUPS web page

<http://www.sdups.com>

### 2010 Board of Directors

#### President

Herb Gruenhagen  
hgruenha@nethere.com

#### Vice President

Brett Tischler  
brett\_tishler@hotmail.com

#### Secretary

Walter Heim  
walter.heim@att.net

#### Treasurer

Bob Elkin  
uwphotos@cox.net

#### Membership

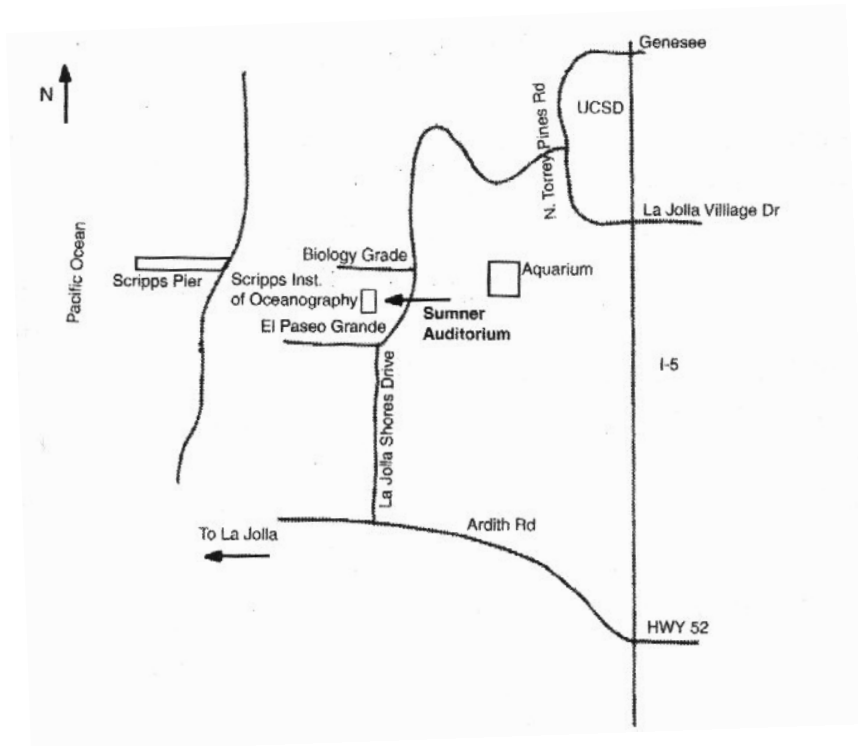
Mike Rodgers  
mcr Rodgers2@aol.com

#### Activities

Allison Vitsky  
avitsky@msn.com

#### Board Members at Large:

Pete Fowler - Film Festival  
Mike Poirier - Goby  
Derek Tarr - Dive Trips  
Brett Tischler - Webmaster



## Competition Schedule for 2010

January 28th - "Best of 2009"

February 25th - "Silhouettes"

March 25th - "Close Focus Wide Angle"

April 22nd - "Macro Mating"

May 27th - "Cold Water Image"

June 24th - "Sun Balls"

July 22nd - "Abstract"

August 26th - "Natural Light"

September 23rd - "Symbiotic"

October 28th - "Black & White"

November 18th - "Eating"

December Awards/Holiday Party and Installation New Officers

The Goby is a monthly publication of the San Diego Underwater Photographic Society, which holds copyrights to its format and all content. Images contained in the Goby are the property of the submitting photographer, who also holds the copyrights thereto. No use of The Goby or its contents may be made without the written permission of the San Diego Underwater Photographic Society, the submitting photographer or both.