

The Goby

San Diego Underwater Photographic Society

Volume 50 Issue 1

Established 1961 - <http://www.sdups.com>

January - 2011


Fellow SDUPS Members - First, let me say that I hope that everyone had a great holiday season and that the New Year is off to a good start for you ... wow 2011, the start of a new decade.

Along with the new decade, SDUPS has a new set of officers that have some new ideas for SDUPS, not major changes, but some "tweaks" that hopefully will keep us all interested and involved while attracting some new members. However, before I get into those "tweaks", I first want to thank the outgoing officers for their time, efforts, and contributions.

The first person I want to thank is our past president **Herb Gruenhagen**. **Herb**, without your commitment, dedication, and time I am pretty sure there would not be an SDUPS. Thanks for "carrying" the club for all these years and I look forward to your future contributions in your Board of Directors position (FYI - **Herb** has already stepped up to being the 2011 Film Festival Chairman!).

The other officers that have made outstanding contributions this past year are **Brett Tischler** (Vice President) who has given us outstanding preludes and arranged our monthly presentations as well as putting our website into the 21st century. **Bob Elkin** (Treasurer) who behind the scenes took care of the books, reimbursements, and tax work. Last but not least is **Allison Vit-sky** (Activities) who along with **Dave Hinkel** gave us some great club events last year. Thanks to all of you!

As to the "tweaks" I mentioned above, one of the first ones we will implement is a slight modification to the structure of the monthly meeting. One of my personal goals is to make sure that the meetings start promptly at 7:00PM and end at 9:00PM or a few minutes earlier. To do that I will need all of your cooperation and support (i.e. mostly sitting down when I tell you to) plus we are going to try some adjustments to the way the meetings are structured. The new structure(s) is:



Typical Meeting

Opening Comments (no prelude)
 Competition
 Presentation #1 (15 mins)
 Break - Social Networking (30 mins)
 Competition Results
 Presentation #2 (15 mins)
 Closing Remarks

Meeting with Guest Speaker

Opening Comments (no prelude)
 Competition
 Guest Presentation (30 mins)
 Break - Social Networking (30 mins)
 Competition Results
 Closing Remarks

We will try this for a couple of months, get your feedback, and adjust. Two things to remember:

This is your club - your inputs and contributions are invaluable

Your Board members are not mind readers or even rocket scientists - help them, tell them what you are thinking!

There are other "tweaks" in the works - more on them in coming months and meetings.

Be Safe in Your Diving and Get that Shot! - **Pete Fowler** - SDUPS President

Internet Corner - Mike Poirier - Image Masking

As you will see in The Digital Darkroom on page 7 of this issue, I talk about selecting an object within an image and deleting and replacing the background. A more technical term for this process is called masking. I have found a product that does a beautiful job of this. It's called **Topaz ReMask** which is a plug-in for PhotoShop and PhotoShop Elements. Very easy to use, it makes quick work of masking an object in your image. One of the great things about this program, you get free updates as a registered user. I've gotten three updates since purchasing. You don't find many companies that do that. They also offer other plug-ins that I haven't tried. Here are two sites to check this out:



<http://www.topazlabs.com/remask/>

http://www.youtube.com/watch?v=annotation_512869&v=tx2n4vK_88&feature=iv

CALENDAR

January 27th - First general meeting of 2011
- Sumner Hall - 7:00 PM

Presentations:

Dave Hinkel - Focus Lights

Mike Poirier - ReMask Software

Competition Subject - Best of 2010

SDUPS Film Festival 2011 - May14th
Submission Deadline April 28th

Want to be a meeting presenter? Part II

Last month I wrote about being a presenter at our monthly meetings. I would like to continue along that theme with a few more explanations of the various topics that you might want to get involved with. In the last Goby I talked about the Travel Log and the Digital Image Show. Again I repeat the six main categories for presentations but not limited to: **Travel Log**, **Digital Image Show**, **Photo Tip**, **Tech Report**, **Video Show**, and **My Favorite Photos**. Please share with us all on one of these topics. If you have any questions about putting your presentation together, please ask.


PHOTO TIP - We have all learned or discovered something new either while taking photos underwater or above water. Maybe you have a way to communicate with another diver when you are using a model in your U/W shoots. Perhaps it's some tips on the best way to use a model. How about black & white photography? Is it best to take the black & white image while underwater or should it be in color and then converted in PhotoShop? How about f stops, shutter speeds? Have you found a handy tip to share with others?

TECH REPORT - At one of our meetings, a member gave us all a tip on using PhotoShop Elements to take the extra blue out of our U/W images. This is a perfect example of a Tech Talk or Tech Report. Yes, it could be on the software that you use or the camera system you take pictures with. Maybe you have found a great way to set up your flash system that others might want to know about. Underwater photography is technical in nature, and there are many techniques to getting good pictures. Possibly you are using a new close-up lens to get those great macro shots. How about sharing that with us. Got a new camera system for Christmas? Let us know what new equipment you received and what you like about it.

PHOTO CRITIQUE - This is planned for about four times a year where members are invited to submit an image that maybe you think could be improved or an image that you thought might have won a competition but didn't and you'd like to know how to improve your technique. The idea is to have a constructive session on how to improve our underwater photos.

MY FAVORITE PHOTOS - Simple! Just go through your images and pick out a half dozen or so that you really like and give a short explanation on why you like the images. They don't necessarily have to be a perfect image. Just something you really like.

OK! I've given you some examples on how easy it is to be a presenter at our monthly meetings. Now just contact the vice-president and let him know what you want to do. Pretty easy isn't it. Oh yes! By putting together a presentation, you'll have a leg up on getting ready for the Film Festival. Again. Any questions, please ask....



SDUPS Board Meeting - The first meeting of the newly elected SDUPS board members was held on January 12th. The following members were in attendance: **Mike Miller, Pete Fowler, Mike Poirier, Herb Gruenhagen, Dave Rudie, Bob Pooley, Dave Hinkel, and Mike Rodgers**. It was a great meeting with many topics discussed and items being accomplished. The first item on the agenda by our new President **Pete**, was a revamping of meeting format. Things have been changed, moved around, or eliminated, all with the idea of making the meeting more streamlined, efficient, and ending in a timely manner. The format is not set in stone and will be modified as we go along to make it better for all members. Another item that was talked about was the recruitment of new members. Possible beginners classes for new U/W photographers and Saturday seminars was another plan. These ideas will be worked on by the board. One concrete recruitment measure that was voted on and passed is a new student membership fee. Any high school or college student under the age of 21 can join for \$15 per year.

The 42nd Annual SDUPS Film Festival scheduled for May 14th was also on the agenda. **Herb** is going to be the chairman for this year's festival. A contest for the festival poster will be held at the March meeting. See page five for info on the poster contest. Members should start working on their entries for the festival now. The deadline for shows will be at the April 28th meeting. One of the main rule changes for entries this year is that the show time has been cut to 4 minutes max for both still and video shows. More information on the Film Festival will be forthcoming.

One last item that **Bob Pooley** brought up was an "Affiliate Referral Commission" program. If any member is going to buy something from Amazon.com, and goes through the link on the SDUPS website, the club will receive a percentage of the sale. It's a great way for the club to earn extra revenue without much extra effort from anyone. Really consider this if you purchase from Amazon.

The next board meeting is scheduled for March the 1st. Watch the Goby calendar for info. Remember, all members are welcomed.

Monthly Competition Rules

Over the past couple of years, some of the rules for our monthly competitions have changed. To remind the “Old Time” members and inform the newer members, listed below are the rules as they now stand.

SDUPS Photo Competition Rules

1. You must be a member of SDUPS
2. You can submit one image each month in your respective division.
3. Division is determined by accumulated points
 - A. Novice: 25 points or less
 - B. Amateur: 26 to 70 points
 - C. Advanced: 71 points or more
4. New members may choose which division, Novice, Amateur, or Advanced, when first joining. After that time, you can not change division and will compete in that chosen division.
5. Advancement between divisions occurs at the end of each year.
6. Points are awarded for placement in the competition:
 - A. 1st - 5 points
 - B. 2nd - 3 points
 - C. 3rd - 1 point
 - D. In case of a tie, all tying photographers will be awarded the corresponding point value of their placement.
7. Photo Modification:
 - A. Allowed: Cropping, Sharpening, Color Adjustments (Levels, Hues, Color Balance, Dodge & Burn)
 - B. Not Allowed: Alterations of Image Content, Removal or Addition of Subjects or Material.
8. Submit .jpg files with 1024 x 768 pixel count.
9. Photographer of the Year recognition and corresponding award shall be given to the member in each division who earns the most points during that calendar year. This recognition and corresponding award will be given during the SDUPS Officer's Installation and Awards Banquet, or its equivalent.
10. Voting for the winning images is by secret ballot at each meeting. Anyone present at the meeting may vote. The Secretary/Historian is solely responsible for tallying and keeping an accurate record of all members current point status, and is available for any questions arising on this topic.
11. Adopted Environmental Awareness Guidelines:

Marine life should never be stressed or endangered for the sake of a photo. Entries in our monthly competitions exhibiting the following behavior will be disqualified:

 - A. Diver visibly damaging (i.e. gear dragging into) the environment.
 - B. Animals with signs of diver induced stress (i.e. puffed puffers, inking octopus).
 - C. Animals moved to an unnatural environment or risky location.
 - D. Animals being fed artificial food from divers (i.e. chum visible in photograph).
 - E. Marine life being harassed (i.e. touching corals, seahorse tails).



Video Competition Rules

1. Media Types: Window's Media (.wmv), QuickTime (.mov), AVI's, or .mpgs will be accepted. PLEASE put your short video clip into one of these formats for easy display. DVD's will no longer be accepted.
2. Submission: All videos must be copied to the club computer before 6:30 pm the night of the competition. Please present your video on a thumb drive to the person running the meeting that evening. They will copy it onto the hard drive and return your thumb drive to you.
3. All videos must be under 30 seconds. There can multiple clips within your video. Any video over the 30 second RULE will be disqualified.
4. The video can be of any subject.
5. The club strongly recommends that the authors avoid the use of copyrighted (music, sounds, or videos) in their submissions.




2011 SDUPS Competition Categories and Descriptions

January 27th	“Best of 2010”	The best of the best. Submit your best shot taken in 2010
February 24th	“Christmas Tree Worms”	Widespread, common and fun to photograph
March 24th	“Wrecks”	Sunken ships, cars, refrigerators and bicycles. If it's underwater it is a wreck
April 28th	“CFWA”	Close Focus Wide Angle. Get close, then get closer
May 26th	“Fish Faces”	Faces only a mother or avid scuba diver could love
June 23rd	“Selective Focus”	Limited depth of field, distant out focus backgrounds, or motion blur can simplify composition and bring attention to the primary subject
July 28th	“Diver with a Light”	Adding a diver with a light to your photo brings the viewer into the photo
August 25th	“Self Portrait”	Shot of you taken by you. No assistance from the crowd
September 22nd	“Schools”	The more the merrier
October 27th	“Black & White”	De-saturate, Color Filter, Channel Mix, Dodge and Burn
November 17th	“Green”	Green water, Green fish, Green clams, Green eggs and Ham. If it's green it is good.

42nd Annual SDUPS Film Festival Poster Photo Contest

There will be an additional photo competition for the March SDUPS meeting. The Film Festival committee is looking for a great underwater image that we can use as the backdrop for the Festival advertisement poster. Keep in mind that room is needed for titles, dates and show times that will be added to the image to create a poster. A fish shoot might work, but maybe a wide angle scene would be better. It's possible that more than one image could be used for the poster. The top vote getting images will be taken into consideration to be used for the graphic design of the poster. How neat to have your image plastered around town as an incentive to come to our Film Festival. Time to go through your images. More info will be presented at the monthly meetings.

Past Posters



2011 MEMBERSHIP REGISTRATION/RENEWAL

- Single \$35
 Family \$50
 Student \$15 (21 & under)
 New Member
 This is an Address Correction

Name 1

Name 2

Address

City/State/Zip

Phone

E-mail Address 1 (very important)

E-mail Address 2

Please make checks payable to **SDUPS**
Mail To:

**San Diego Underwater
Photographic Society
P.O. Box 82782
San Diego, CA 92138**

- Please don't include my address information in the membership roster (roster will include name, phone number and e-mail address only)

Digital Darkroom - Mike Poirier

This is an exercise in PhotoShop to “Black Out” the background of an image. This is a technique to make the main subject in an image really stand out and deletes the distraction of the background. I will demo this technique using ReMask software at the January meeting. (Using PhotoShop Elements V6.0)

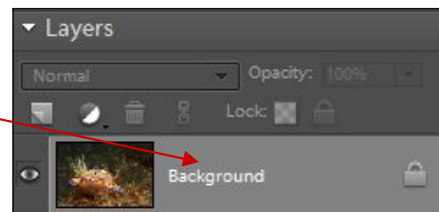
Before



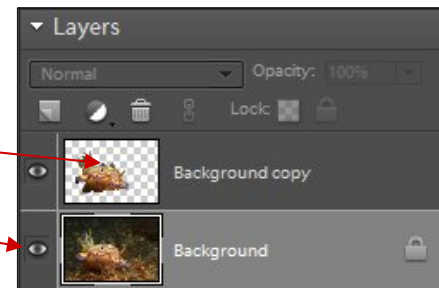
After



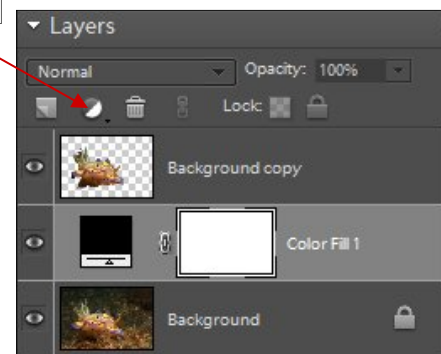
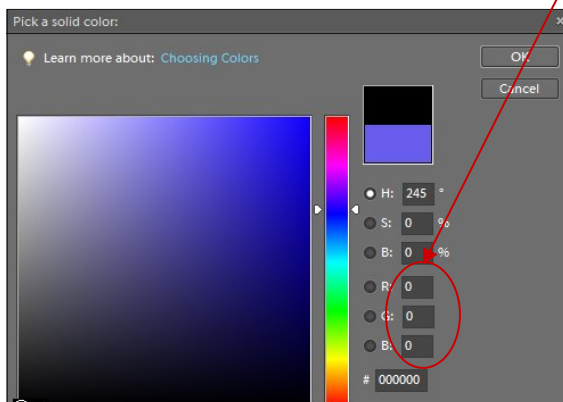
STEP 1 - Open an image in PhotoShop. In the Layers Palette, right click on Background Layer> Duplicate Layer> O.K. With the Background copy selected, click on one of the selection tools and outline the object you want to select. Click Select on the Main Menu Bar> Inverse. Hit the Delete Key. Back to the Select Menu> Deselect (Ctrl+D)



STEP 2 - Now your Background copy contains only the object you want to save and has a transparent background. You can click on the eyeball of the first layer to see what the transparent layer looks like.



STEP 3 - With the Background layer selected, Click on the Create adjustment Layer Icon> Solid Color. The Pick a solid color dialogue box opens. Go down to the darkest corner to pick Black (the R G B numbers should be zeros). This fills the transparency with Black. You could chose any color you want for your background.



STEP 4 - To finish up - Click on Layer> Flatten Image. Next to save your new black background image, click on File> Save as. . . and give your image a new name.

Monthly Meetings

Usually the fourth Thursday of each month
7:00pm
(No meeting in December)

Sumner Auditorium
Scripps Institute of Oceanography
8602 La Jolla Shores Drive
La Jolla, CA 92037

For more information
check the SDUPS web page
<http://www.sdups.com>

2011 Board of Directors

President

Pete Fowler
pfowler@cox.net

Vice President

Mike Poirier
mpoirier2@cox.net

Secretary

Walter Heim
walter.heim@att.net

Treasurer

Bob Pooley
bp@pagetech.com

Membership

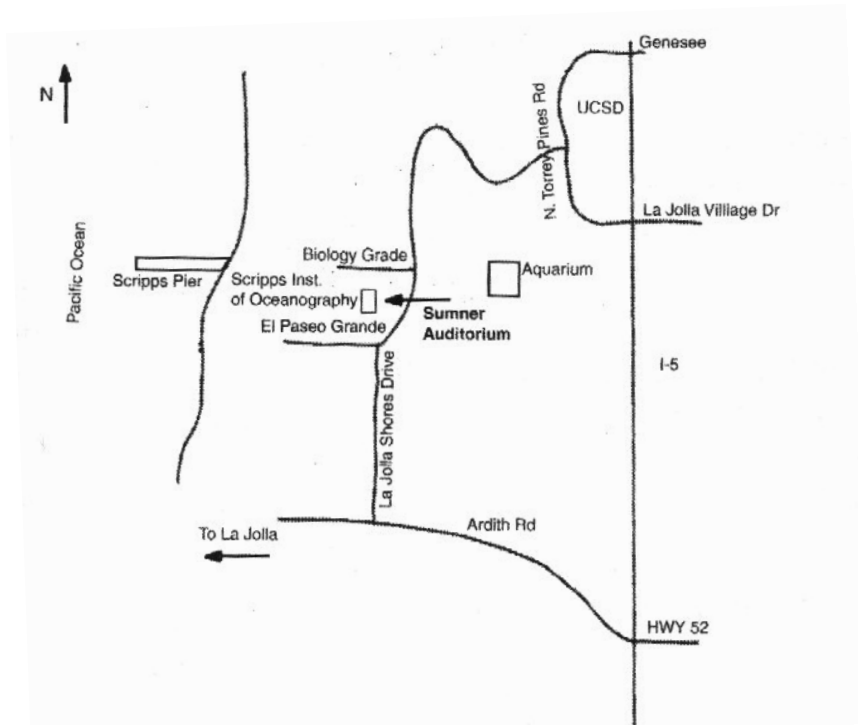
Mike Rodgers
mcroders2@gmail.com

Activities

Dave Hinkel
fivedolphins4u@msn.com

Directors at Large:

Dave Rudie
Mike Miller
Herb Gruenhagen
Herb Gruenhagen - Film Festival
Mike Poirier - Goby
Derek Tarr - Dive Trips
Brett Tischler - Webmaster



Competition Schedule for 2011

January 27th - "Best of 2010"

February 24th - "Christmas Tree Worms"

March 24th - "Wrecks"

April 28th - "Close Focus Wide Angle"

May 26th - "Fish Faces"

June 23rd - "Selective Focus"

July 28th - "Diver with a Light"

August 25th - "Self Portrait"

September 22nd - "Schools"

October 27th - "Black & White"

November 17th - "Green"

December Awards/Holiday Party and Installation New Officers

The Goby is a monthly publication of the San Diego Underwater Photographic Society, which holds copyrights to its format and all content. Images contained in the Goby are the property of the submitting photographer, who also holds the copyrights thereto. No use of The Goby or its contents may be made without the written permission of the San Diego Underwater Photographic Society, the submitting photographer or both.