

The Goby

San Diego Underwater Photographic Society

Volume 51 Issue 1

Established 1961 - <http://www.sdups.com>

January - 2012

SDUPS Awards & Holiday Party

December 10th, at the home of **Mike & Francine Poirier**, SDUPS held their Annual Awards & Holiday Party. Around thirty to thirty-five members and guests got together to share some Holiday cheer and enjoy some good food. Talk about good food, **Francine** had prepared a beautiful spiral ham and sliced turkey. People attending complimented these main dishes by bringing everything from yams to seaweed and everything in between. The coffee pot was on, the wine glasses were filled, and plates were loaded with food. With the main dishes out of the way, the dessert table was set up. Cookies, cakes, pies, nuts and candy. Wow! Nobody went away hungry.

After everybody settled in with a full tummy, our President **Pete Fowler** called everyone together for the awards part of the program.



The photo competition was very keen this year with novices shooting like advanced and with many entries being submitted each month. Well it boiled down to this for 2011. The Novice winner is **Brian McHugh**. **Brian** wasn't present to receive his plaque so it will be presented to him at the January meeting. The Amateur winner is **Matt Meier** who was also not present. The winner in the Advance category was non other than **Bob Yin**. Bob gives us all something to shoot

for as he's won this top award close to a half a dozen times. The Video winner this year is **Pete Fowler**. If you've ever been on a trip with **Pete**, you know how much equipment he lugs around when he shoots both stills and video. Congratulations to all the winners. **Mike Poirier** received this year Service Award. **Mike** thanked all the people who work diligently behind the scenes to make our club possible.

After the Awards, people stayed to chat and talk dreams about their exotic dive vacations for 2012. In case you haven't noticed, we have a great bunch of people in our club. Thank you all for coming to the party and making this event so successful. Let's do it all again next year!



Steve, Tracie, Dick Relax



Folks Gather in the Kitchen

CALENDAR

January 26th - General Membership Meeting Sunner Hall 7:00pm

Competition - Best of 2011

Tracy Clark - Diving Maui on a Budget

David Andrew - Tropical Diving Fiji

See Special Dates - Page 3

Pool Session every 4th Wednesday
Contact **Dave Hinkle** at:
dh@blueabyssphoto.com



Bob Yin receives Advanced Photographer of the Year



The Gang watched with anticipation. . .



Pete Fowler is Videographer of the Year



Mike Poirier receives the Service Award. . .



Just part of the 35 or so people

Presidents Message

Welcome back from the Holidays!

I hope that all of you had a great holiday season and that you were able to get wet and use all that new underwater photo gear so that you can share your stories with the rest of us in the coming year.

Speaking of the coming year, we had our first SDUPS Board meeting of 2012 on Thursday January 5th. We got a lot accomplished – things like setting dates for the Film Festival, Summer Picnic, Holiday Party, etc. We also lined up **Herb Gruenhagen** to be the Film Festival Director for this year. Thanks a bunch to **Herb**.



We talked about what went right and not so right last year, and we came up with some creative ideas for the coming year I think you will all like. We will fill you in on those later.

One area we discussed at length was the photo competition and how we might improve the judging process. It was decided that we could do a couple of things:

1. Have several photo critiquing sessions during the year. The thinking is that by critiquing a photo, we would all then learn what to look for in a good shot.
2. To insert an introductory slide at the beginning of the contest each month that would remind all of us to judge the photos on:
 - a. Does the picture fit into the competition topic?
 - b. Is a picture well composed?
 - i. Rule of Thirds
 - ii. Is your eye drawn to the main topic?
 - c. Focus and Depth of Field
 - i. Did the photographer use focus and depth of field to help draw you to the main topic ?
 - d. Color
 - i. Is the picture color balanced or does it have a color cast to it ?
 - ii. Does it look natural or is it over or under saturated ?
 - e. Perspective
 - i. Is there a 3-D feel to the shot, or does it look flat?
 - ii. Do objects feel bunched together, or too far apart, or just right?

The Board and I are looking forward to a great year ... see you soon.

Safe Diving and Good Shots, - **Pete Fowler** - President

Upcoming Dates to Keep in Mind

SPECIAL VIDEO COMPETITION (March 22nd meeting)***** RAW CLIP VIDEO ***** 5 to 30 second video, no music/no captions. Global adjustments allowed, i.e. white balance, color adjustments. This is something that was suggested to the board of directors so we thought we'd give it a try.

April 21st - SDUPS Annual Film Festival - Members tart thinking about entering you slide/video shows

September 30th - SDUPS Picnic - More info to follow

December 8th - SDUPS Annual Holiday/Awards Party - This year at the Fowlers home

Critter Corner



Photo - Mike Poirier

Sea pens are so named because of their feather-like bodies that resemble quill pens, which were used as a primary writing tool until the invention and popularization of the metal pen in the early 19th century. The sea pen is a cnidarian, which also includes corals, jellyfish, and anemones. It is a colonial animal, featuring many polyps that all perform a specific function in its maturation. A single polyp forms the “stalk” of the animal, which acts as a root for the entire column, while others branch out to form separate groups that manage water intake, feeding, and reproduction.

While the sea pen will generally remain rooted in one place, they are capable of relocation if food is scarce, or threatened by predators. Sea pens ingest their food floating in the water column, so they will position themselves where currents provide a steady stream of plankton. Moving becomes necessary due to the increased presence of nudibranchs and sea stars, the sea pen’s natural predators. They spawn similarly to corals, by a timed release of eggs and sperm into the water column, and fertilized eggs become larvae that drift for a time before they settle into the sea floor to begin their life cycle. Research on sea pens suggests that they may live up to 100 years!



2012 SDUPS Competition Categories and Descriptions

January 26th	“Best of 2011”	The best of the best. Submit your best shot taken in 2011
February 23rd	“Cephalopods”	Squid, Octopus, cuttlefish, etc.
March 22nd	“Posies”	Underwater plants or animals that look like a flower
April 26th	“Underwater Textures”	Things that form patterns and/or designs
May 26th	“Crabs & Shrimp”	Those hard shelled clawed monsters of the deep
June 24th	“Wide Angle”	Taking in more of the reef
July 26th	“Red”	Sea life with red as the predominant color
August 23rd	“Nudibranchs”	Show us those pretty sea slug images
September 27th	“Snakes & Eels”	Morays, Sea Snakes, Cusk Eels, Garden Eels & more
October 25th	“Digital Pleasures”	Show us what you can do in PhotoShop, be creative.
November 15th	“Sea Stars ”	Some have 5 arms, some have more.

Monthly Competition Rules

Over the past couple of years, some of the rules for our monthly competitions have changed. To remind the “Old Time” members and inform the newer members, listed below are the rules as they now stand.

SDUPS Photo Competition Rules

1. You must be a member of SDUPS
2. You can submit one image each month in your respective division.
3. Division is determined by accumulated points
 - A. Novice: 25 points or less
 - B. Amateur: 26 to 70 points
 - C. Advanced: 71 points or more
4. New members may choose which division, Novice, Amateur, or Advanced, when first joining. After that time, you can not change division and will compete in that chosen division.
5. Advancement between divisions occurs at the end of each year.
6. Points are awarded for placement in the competition:
 - A. 1st - 5 points
 - B. 2nd - 3 points
 - C. 3rd - 1 point
 - D. In case of a tie, all tying photographers will be awarded the corresponding point value of their placement.
7. Photo Modification:
 - A. Allowed: Cropping, Sharpening, Color Adjustments (Levels, Hues, Color Balance, Dodge & Burn)
 - B. Not Allowed: Alterations of Image Content, Removal or Addition of Subjects or Material.
8. Submit .jpg files with 1024 x 768 pixel count.
9. Photographer of the Year recognition and corresponding award shall be given to the member in each division who earns the most points during that calendar year. This recognition and corresponding award will be given during the SDUPS Officer's Installation and Awards Banquet, or its equivalent.
10. Voting for the winning images is by secret ballot at each meeting. Anyone present at the meeting may vote. The Secretary/Historian is solely responsible for tallying and keeping an accurate record of all members current point status, and is available for any questions arising on this topic.
11. Adopted Environmental Awareness Guidelines:


Marine life should never be stressed or endangered for the sake of a photo. Entries in our monthly competitions exhibiting the following behavior will be disqualified:

 - A. Diver visibly damaging (i.e. gear dragging into) the environment.
 - B. Animals with signs of diver induced stress (i.e. puffed puffers, inking octopus).
 - C. Animals moved to an unnatural environment or risky location.
 - D. Animals being fed artificial food from divers (i.e. chum visible in photograph).
 - E. Marine life being harassed (i.e. touching corals, seahorse tails).



Video Competition Rules

1. Media Types: Window's Media (.wmv), QuickTime (.mov), AVI's, or .mpgs will be accepted. PLEASE put your short video clip into one of these formats for easy display. DVD's will no longer be accepted.
2. Submission: All videos must be copied to the club computer before 6:30 pm the night of the competition. Please present your video on a thumb drive to the person running the meeting that evening. They will copy it onto the hard drive and return your thumb drive to you.
3. All videos must be under 30 seconds. There can multiple clips within your video. Any video over the 30 second RULE will be disqualified.
4. The video can be of any subject.
5. The club strongly recommends that the authors avoid the use of copyrighted (music, sounds, or videos) in their submissions.



2012 MEMBERSHIP REGISTRATION/RENEWAL

- Single \$35
 Family \$50
 Student \$15 (21 & under)
 New Member
 This is an Address Correction

Name 1

E-mail Address 1 (very important)

Name 2

E-mail Address 2

Address

Please make checks payable to **SDUPS**
Mail To:

City/State/Zip

**San Diego Underwater
Photographic Society
P.O. Box 82782
San Diego, CA 92138**

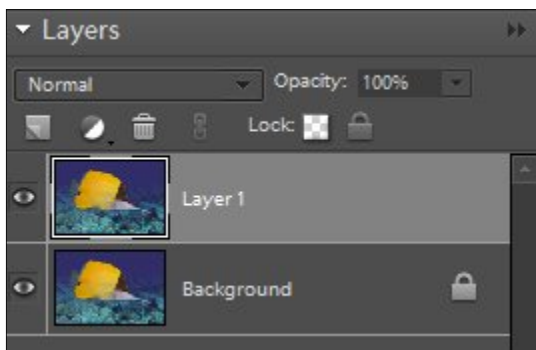
Phone

- Please don't include my address information in the membership roster
(roster will include name, phone number and e-mail address only)

Digital Darkroom - Mike Poirier

I came across an explanation of using one of the "Cookie Cutter" Tools for elements. An easy project which might be of some use in displaying your images. The more you play with PhotoShop, the better you get at it. (Using Elements v6.0)


Step 1 - Load your image into PhotoShop. Click on the Background Layer > CTRL J to copy this Layer.



BEFORE



AFTER

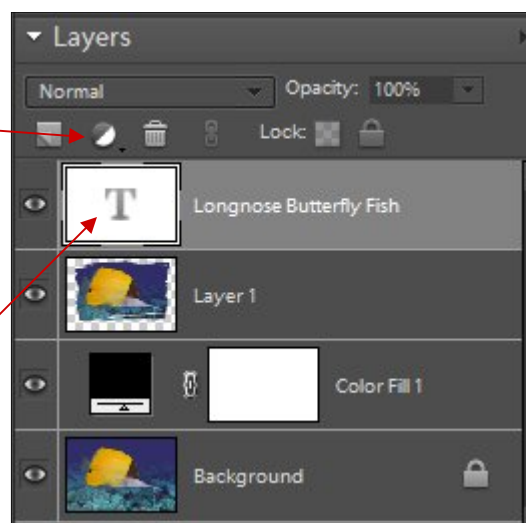


Step 2 - With Layer 1 selected, click on the Cookie Cutter Tool. In the Option Bar, click on the drop box arrow to open the custom shape picker. In the drop box, click on the double arrow to open the shape choices, click on Crop Shapes. Click on Crop Shave 12 for this exercise. (hover over shapes for names).

Step 3 - Click & Drag the crop shape over your image. You can change the shape by using the handles. When you have the shape where you want it, click the green commit check mark.

Step 4 - Click on the Create Adjustment Layer icon > Solid Color > pick black down in the lower left. Move the color fill layer below layer 1.

Step 5 - Click on the Text Tool. On the Options Bar, pick your Font, Size, and Color. Click the Test "T" bar where you want to start your text and type your caption. To edit text, Double click on the "T" of the text layer.



Step 6 - Save your new image as .PSD for future editing or go to Layer > Flatten Image to Save as a .jpg for printing. Try different Crop Shapes, different color fills, or even a Gradient with the Create Adjustment Layer icon. Have Fun!

Monthly Meetings

Usually the fourth Thursday of each month
7:00pm
(No meeting in December)

Sumner Auditorium
Scripps Institute of Oceanography
8602 La Jolla Shores Drive
La Jolla, CA 92037

For more information
check the SDUPS web page
<http://www.sdups.com>

2012 Board of Directors

President
Pete Fowler
pfowler@cox.net

Vice President
Mike Poirier
mpoirier2@cox.net

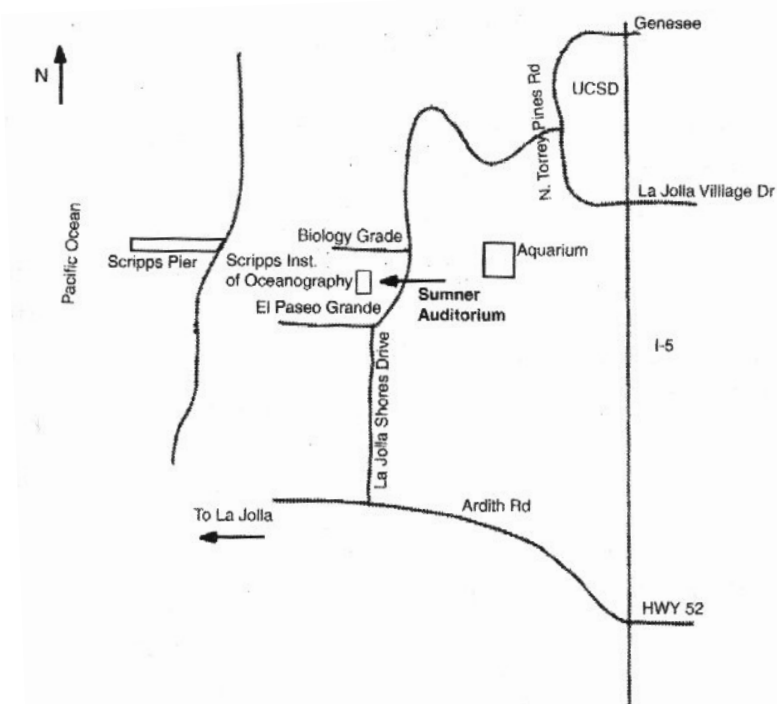
Secretary
Walter Heim
walter.heim@att.net

Treasurer
Bob Pooley
bp@pagetech.com

Membership
Mike Rodgers
mcrodders2@gmail.com

Activities
Dave Hinkel
fivedolphins4u@msn.com

Board Members at Large:
Dave Rudie
Mike Miller
Herb Gruenhagen
- Film Festival
Mike Poirier - Goby
Brett Tischler - Webmaster



Competition Schedule for 2012

January 26th - "Best of 2011"

February 23rd - "Cephalopods"

March 22nd - "Posies"

April 26th - "Underwater Textures"

May 26th - "Crabs & Shrimp"

June 24th - "Wide Angle"

July 26th - "Red"

August 23rd - "Nudibranchs"

September 27th - "Snakes & Eels"

October 25th - "Digital Pleasures"

November 15th - "Sea Stars"

December Awards/Holiday Party and Installation New Officers

The Goby is a monthly publication of the San Diego Underwater Photographic Society, which holds copyrights to its format and all content. Images contained in the Goby are the property of the submitting photographer, who also holds the copyrights thereto. No use of The Goby or its contents may be made without the written permission of the San Diego Underwater Photographic Society, the submitting photographer or both.