

The Goby

San Diego Underwater Photographic Society

Volume 51 Issue 2

Established 1961 - <http://www.sdups.com>

February - 2012

February Competition

Cephalopods, the class of mollusks which scientists classify octopuses, squid, cuttlefish and nautilus, can change color faster than a chameleon. They can also change texture and body shape, and, and if those camouflage techniques don't work, they can still "disappear" in a cloud of ink, which they use as a smoke-screen or decoy. Cephalopods are also fascinating because they have three hearts that pump blue blood, they're jet powered, and they're found in all oceans of the world, from the tropics to the poles, the intertidal to the abyss. Cephalopods have inspired legends and stories throughout history and are thought to be the most intelligent of invertebrates. Some can squeeze through the tiniest of cracks. They have eyes and other senses that rival those of humans.

The class Cephalopoda, which means "head foot", are mollusks and therefore related to bivalves (scallops, oysters, clams), gastropods (snails and slugs), scaphopoda (tusk shells), and polyplacophorans (chitons). Some mollusks, such as bivalves, don't even have a head, much less something large enough to be called a brain! Yet cephalopods have well-developed senses and large brains. Most mollusks are protected by a hard external shell and many of them are not very mobile. Although nautilus has an external shell, the trend in cephalopods is to internalize and reduce the shell. The shell in cuttlefish, is internal and is called the cuttlebone, which is sold in many pet shops to supply calcium to birds. Squid also have a reduced internal shell called a pen. Octopuses lack a shell altogether



Neale Monks

From the Cephalopod Page: <http://www.thecephalopodpage.org/>

Internet Corner - Mike Poirier - eBook

Most of you have or have seen the fish & critter identification books by the famous team of **Paul Humann & Ned DeLoach**. These books are very informative and make marine life very easy to identify. The digital age is upon us! Their Tropical Pacific Reef Fish I. D. book is now available in digital format as a downloadable eBook. You can load this onto your laptop or iPad and have this great reference book at you finger tips. This volume has 484 pages of beautiful reef fish with 2,000 species information. Now you don't have to carry a thick book with you on your next Pacific dive trip. Check out the eBook (\$29.95) at the link below:

<http://www.fishid.com/blio.html>




Photo- Mike Poirier


SDUPS General Meeting January 26th

Our first meeting for the New Year 2012 was well attended. Wonderful people, great competition, and entertaining presentations always make for a remarkable meeting.

Our President **Pete Fowler** opened the meeting in the usual way by welcoming everyone and introducing the officers of the club. After a few announcements about club events, **Pete** jumped right into the evenings competition, "The Best of 2011". As you can see on page two & three, some beautiful images were submitted. All club members are encouraged to enter the monthly competitions as we can all learn from seeing images on the big screen.

Our first presentation for the evening was from **David Andrew**. **David** had taken a trip to Fiji this past December and wanted to share underwater images and information about his trip.

David started off with a ProShow which included some video and still shots taken on boat dives out of the resort. His sec-



(Continued on page 4)

CALENDAR

February 22nd - General Membership Meeting Summer Hall 7:00pm

Competition - "Cephalopods"

Jim Rakowski - Tech Talk - Aquatica Underwater Housing for the Nikon D7

Carl & Eric Beels - Trip Report - SCUBA Slide Show of Roatan & Cozumel.

Pool Session every 4th Wednesday
Contact Dave Hinkle at:
dh@blueabysphoto.com

January Competition

- "Best of 2011"

Walter Heim - 1st Place Advanced



Mike Poirier - 2nd Place Advanced




Bob Yin - 3rd Place Advanced



Bob Pooley - 1st Place Amateur



Brian McHugh - 2nd Place Amateur



January Competition - "Best of 2011"

Pete Fowler - 3rd Place Amateur





John Jones - 1st Place Novice



Skip Greenhoe - 2nd Place Novice



Mike Rodgers - 2nd Place Novice



January Video Competition
1st Place - **Tracy Clark**
2nd Place - **Bob Yin**
3rd Place - **Stefaan Kiebooms**



Photo- Mike Poirier

Critter Corner

Bobtail Squid - (Tropical Bobtail shown at left), are a member of the Sepiolidae family. They are also known as dumpling squid (owing to their rounded mantle) or stubby squid. They are a group of cephalopods closely related to cuttlefish. Bobtail squid tend to have a rounder mantle than cuttlefish and have no cuttlebone. They have eight suckered arms and two tentacles and are generally quite small (typical male mantle length being between 1 1/4" to 2"). Like cuttlefish, they can swim by either using the fins on their mantle or by jet propulsion. Bobtail Squid are nocturnal, active at night and burying themselves in the sand during the day. They are very shy animals and will often bury themselves when a dive light is shined on them with only their eyes

exposed above the sand. Mostly bottom oriented but can actively swim.

Reproduction: Sepiolidae are iteroparous, meaning they can reproduce over and over. A female might lay several clutches, each of 1 to 400 eggs (dependent on the species), over her estimated one year long lifetime. The eggs are covered with sand and left without parental care

Habitat and Distribution: The different species range in the Indo-West Pacific from Indonesia and the Philippines, also Japan. There is a species common to Hawaii also. Their typical habitat is a sandy or muck bottom.

(Continued from page 1)

ond show centered around the beautiful Beqa Lagoon Resort.

www.beqalagoonresort.com

David went on to answer questions about the resort and the diving. When you see a delightful presentation such as this, you just want to pack up your gear and take off for the Islands. Thank you **David** for volunteering and starting off our New Year with a dynamite presentation.

By this time the votes were counted and the winners for tonight's competition were announced. After the applause, it was time for an intermission. The snacks were provided by **Pete and Teresa & Bob Pooley**. Thank you for feeding us.

The second presentation for the meeting was by **Tracy Clark**. **Tracy** has won photographer of the year a few times so when he volunteers for a talk, you know you are going to see some pretty images. We weren't disappointed as **Tracy** presented "*Maui on a Budget*" He & his wife **Debbie** have been going to Maui for quite a few years now and have found a way to stretch their vacation dollars. With a slide presentation, **Tracy** showed images of the condo resort they stayed in on their last trip. He recommended using the service "Vacation Rentals by Owner"



www.vrbo.com They have learned a few tricks over the years in finding a nice place to stay while saving money. **Tracy** then took us to a couple of his favorite beach dive spots and explained what the entrance was like and what we would see underwater via some of his pictures. **Tracy** closed by explaining that diving in Hawaii is about as exotic as he gets. The Hawaiian Islands are only about a six/seven hour flight from San Diego and you are in a paradise with great diving. That can be pretty exotic! Thanks for a wonderful presentation **Tracy**. It was very much appreciated.

Pete then asked for any announcements from the members and then closed the meeting just before nine. See you all at the meeting on February 23rd.



Exotic Hawaii



Beqa Lagoon Resort

Digital Darkroom - Mike Poirier

How about a really quick way to make a photo backdrop. You might use this as the backdrop for a title slide in a ProShow or the frame for one of your images. (Using Elements v6.0)



Step 1 - Open PhotoShop and go File> New> Blank File. Under the Preset dropdown box, click on U.S. Paper. This will give you a 8.5 x 11 inch work space. Change the Resolution to 300 and the Background Contents to White.

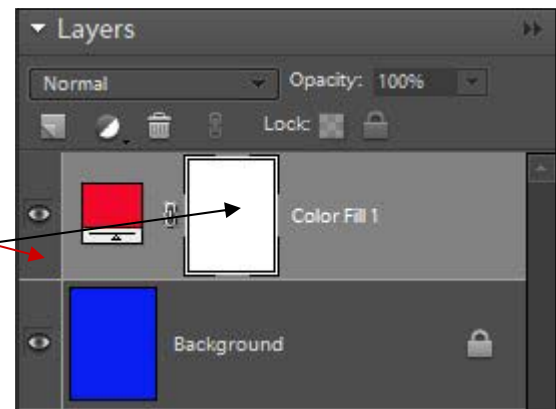
Step 2 - Click on the Toolbox Foreground color and choose a color in the color picker, click OK. Click on the Paint Bucket Tool (or "K" key), and click on the white image. This will fill your image with the new color.

Step 3 - On the Main Menu Bar, click Layer> New Fill Layer> Solid Color> OK. Choose a contrasting color in the color picker, OK. You now have two layers with different colors.



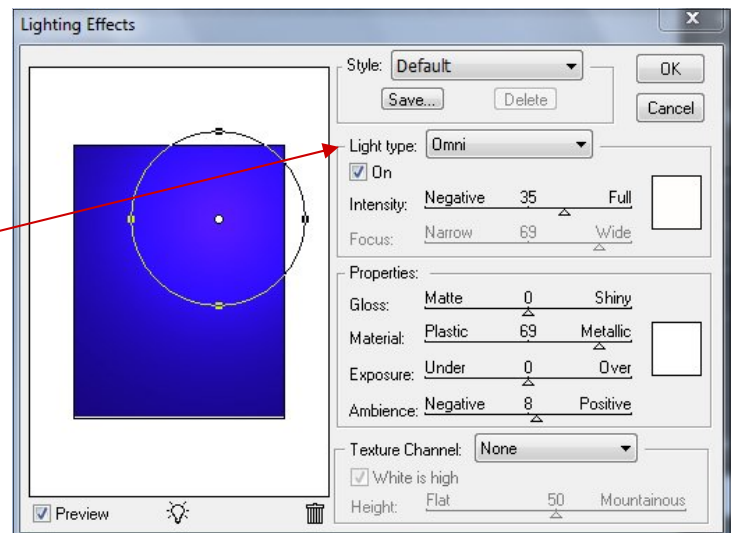
Finished Backdrop

Step 4 - Click in the white box of the Color Fill Layer, go to Filter> Render> Clouds. You now have a Backdrop you can use but let's go further.



Step 5 - Hit CTRL - "-" (minus sign) twice to zoom out on the image. Go Image> Transform> Distort. Drag the top right & bottom left corner out to make a diamond shape. See how the cloud pattern is distorted? Click the green check mark to commit.

Step 6 - Let's go further! Click on the Background Layer. Go Filter> Render> Lighting Effects. Using Light type dropdown box, choose Omni and moved the bright spot around to your liking. Click OK when you have the light the way you want it. Possibilities to play around with and change your backdrop are endless.



Step 7 - Save as a .PSD for future editing or Layer> Flatten Image to save as a .JPG for printing.

Monthly Meetings

Usually the fourth Thursday of each month
7:00pm
(No meeting in December)

Sumner Auditorium
Scripps Institute of Oceanography
8602 La Jolla Shores Drive
La Jolla, CA 92037

For more information

check the SDUPS web page

<http://www.sdups.com>

2012 Board of Directors

President

Pete Fowler
pfowler@cox.net

Vice President

Mike Poirier
mpoirier2@cox.net

Secretary

Walter Heim
walter.heim@att.net

Treasurer

Bob Pooley
bp@pagetech.com

Membership

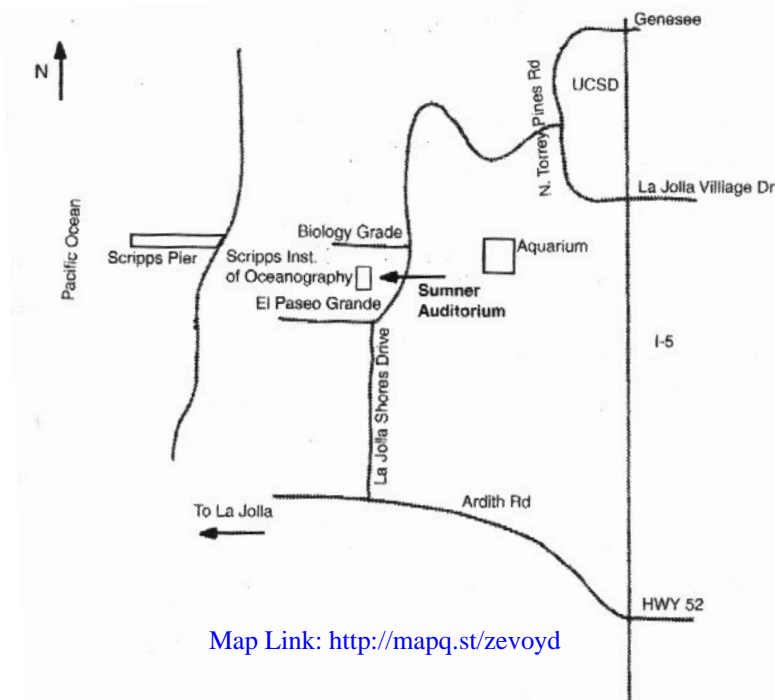
Mike Rodgers
mcredgers2@gmail.com

Activities

Dave Hinkel
fivedolphins4u@msn.com

Board Members at Large:

Dave Rudie
Mike Miller
Herb Gruenhagen
- Film Festival
Mike Poirier - Goby
Brett Tischler - Webmaster



Map Link: <http://mapq.st/zevoyd>

Competition Schedule for 2012

January 26th - "Best of 2011"

February 23rd - "Cephalopods"

March 22nd - "Posies"

April 26th - "Underwater Textures"

May 26th - "Crabs & Shrimp"

June 24th - "Wide Angle"

July 26th - "Red"

August 23rd - "Nudibranchs"

September 27th - "Snakes & Eels"

October 25th - "Digital Pleasures"

November 15th - "Sea Stars"

December Awards/Holiday Party and Installation New Officers

The Goby is a monthly publication of the San Diego Underwater Photographic Society, which holds copyrights to its format and all content. Images contained in the Goby are the property of the submitting photographer, who also holds the copyrights thereto. No use of The Goby or its contents may be made without the written permission of the San Diego Underwater Photographic Society, the submitting photographer or both.